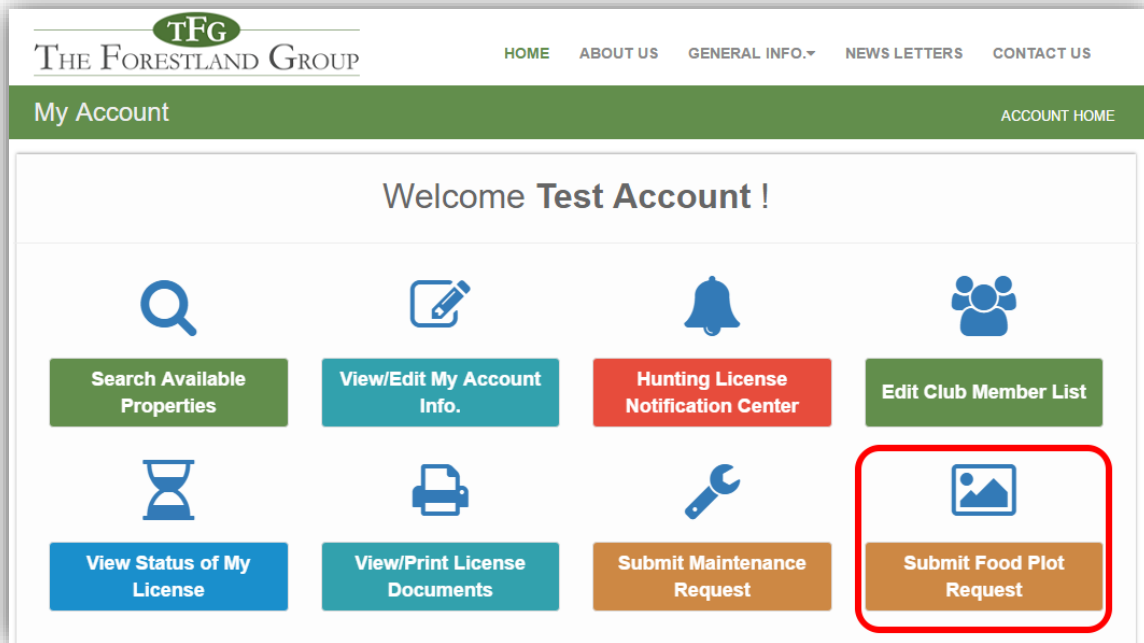
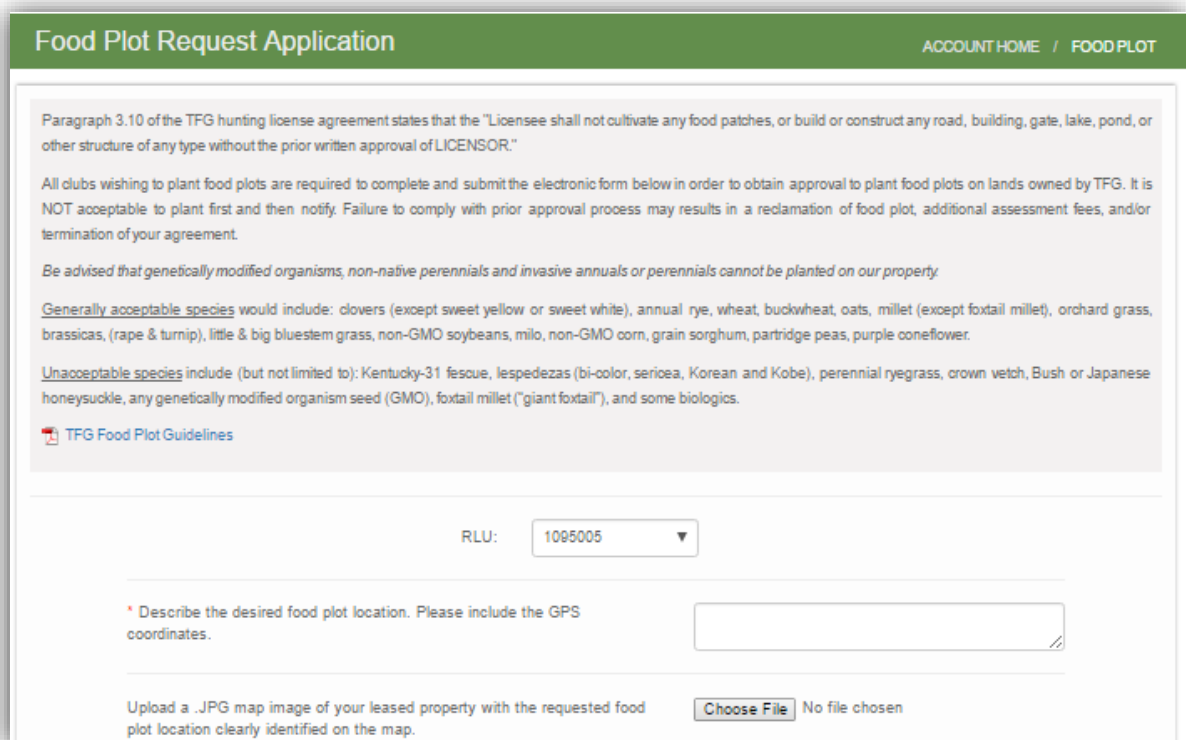


How to Submit a Food Plot Request

1. Login to your account on our website, arriving at the “Account History” page. Click the “Submit Food Plots Request” link on the “Account History” page:



2. Read the generally acceptable and unacceptable species list at the top of the form, as well as the “TFG Food Plot Guidelines” document. After you have read the information regarding TFG’s food plot request process, answer the questions on the form, upload a map with the requested food plot area identified, upload your seed label, and then click the “Submit Application” button at the bottom of the page:



Paragraph 3.10 of the TFG hunting license agreement states that the "Licensee shall not cultivate any food patches, or build or construct any road, building, gate, lake, pond, or other structure of any type without the prior written approval of LICENSOR."

All clubs wishing to plant food plots are required to complete and submit the electronic form below in order to obtain approval to plant food plots on lands owned by TFG. It is NOT acceptable to plant first and then notify. Failure to comply with prior approval process may result in a reclamation of food plot, additional assessment fees, and/or termination of your agreement.

Be advised that genetically modified organisms, non-native perennials and invasive annuals or perennials cannot be planted on our property.

Generally acceptable species would include: clovers (except sweet yellow or sweet white), annual rye, wheat, buckwheat, oats, millet (except foxtail millet), orchard grass, brassicas, (rape & turnip), little & big bluestem grass, non-GMO soybeans, milo, non-GMO corn, grain sorghum, partridge peas, purple coneflower.

Unacceptable species include (but not limited to): Kentucky-31 fescue, lespedezas (bi-color, sericea, Korean and Kobe), perennial ryegrass, crown vetch, Bush or Japanese honeysuckle, any genetically modified organism seed (GMO), foxtail millet ("giant foxtail"), and some biologics.

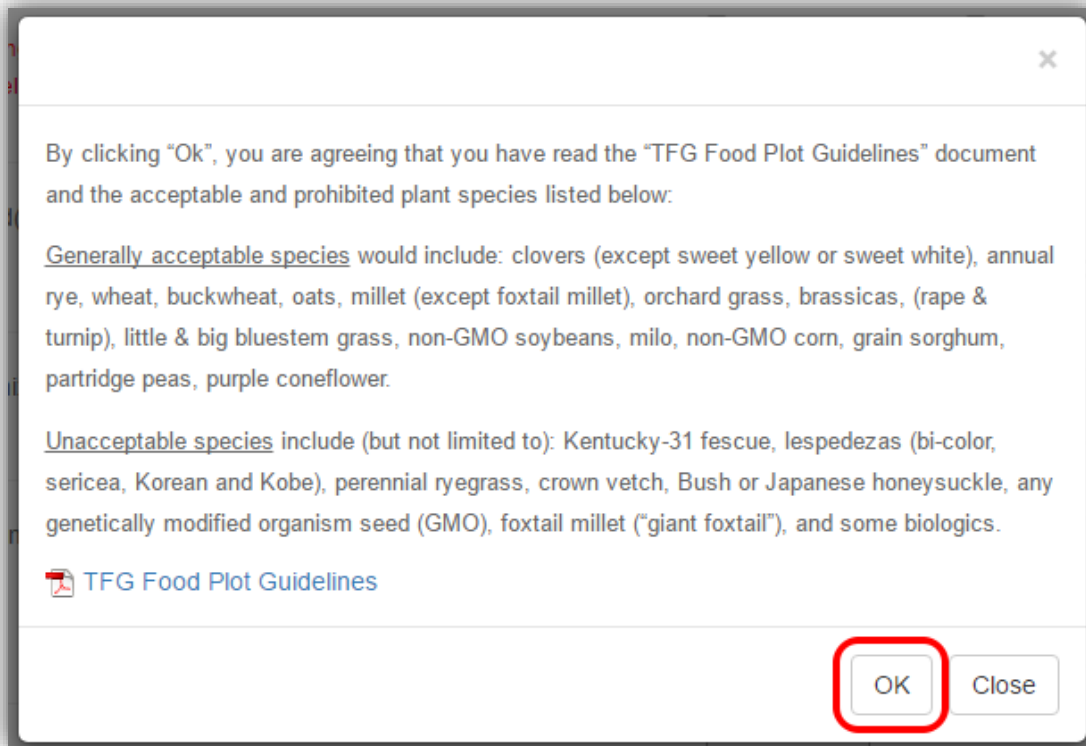
[TFG Food Plot Guidelines](#)

RLU:

* Describe the desired food plot location. Please include the GPS coordinates.

Upload a .JPG map image of your leased property with the requested food plot location clearly identified on the map. No file chosen

3. Click "OK" to confirm that you have read the "TFG Food Plot Guidelines" document and the acceptable and prohibited plant species lists:



4. After you have clicked "Ok", you have successfully submitted your food plot request application. You should then receive an email letting you know that we received your food plot request.

After the forester has reviewed your application, we will notify you (via email) and let you know if your food plot request has been approved, approved contingent on modification, or declined.

Thank you for your patience as we process your request!